


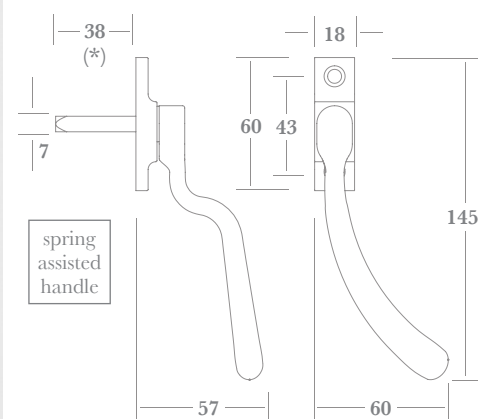
Espagnolette Handles

Three traditional period Espagnolette Handles designed to operate multipoint window mechanisms, all feature spring assistance for positive open and closed positioning.

A lockable version with removable key is also available, as is an optional 8mm adaptor sleeve.



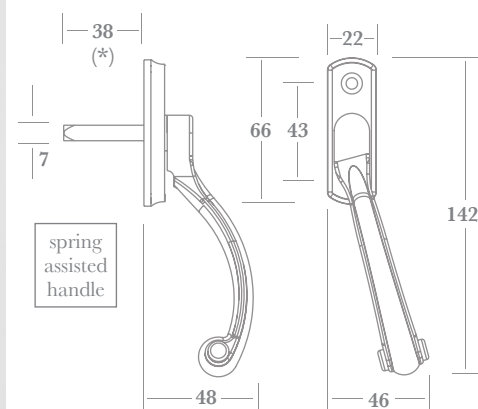
▲ **0350** (RH shown)



(*) other lengths available upon request



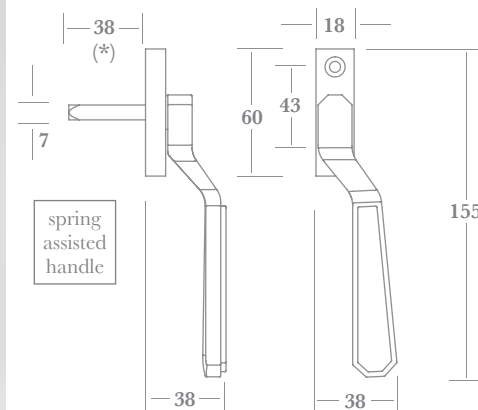
▲ **0355** (RH shown)



(*) other lengths available upon request



▲ **9585** (RH shown)



(*) other lengths available upon request

Fixings


Supplied with finish matched M5 x 40mm machine screws and fitted stainless steel spindle.

How to Order

- 1) select HANDLE (e.g. **0350**)
- 2) choose LOCKING OPTION if required (e.g. **0350LK**)
- 3) add FINISH (e.g. **0350PB**, or **0350LK/PB**)
- 4) add HANDING (e.g. **0350PB/LH**, or **0350LK/PB/LH**).

NB. An adaptor sleeve is available for locking mechanisms with an 8mm hub (e.g. **0350PB/LH/8MM**).

Finishes - See our price list or website for finish availability.



▲ optional 8mm adaptor sleeve (stainless steel)



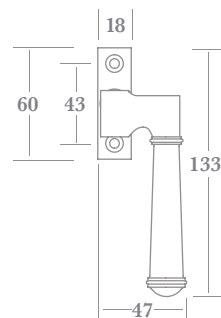
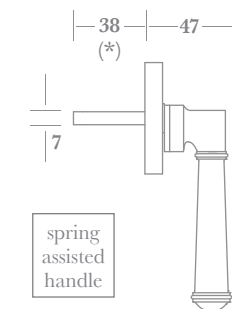
▲ **LK** version with nickel plated key



Espagnolette Handles

Two classic and two contemporary Espagnolette Handles designed to operate multipoint window mechanisms, each featuring spring assistance for positive open and closed positioning.

A lockable version with removable key is also available, as is an optional 8mm adaptor sleeve.



(*) other lengths available upon request

▲ 0306

▲ 0308 (RH shown)

Fixings

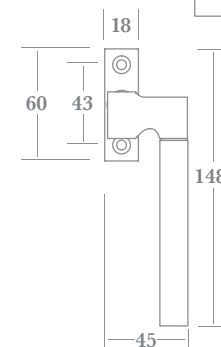
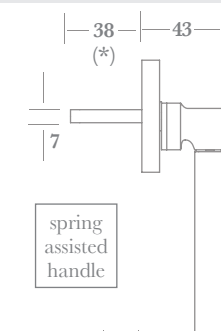
Supplied with finish matched M5 x 40mm machine screws and fitted stainless steel spindle.

How to Order

- 1) select HANDLE (e.g. **0306**)
- 2) choose LOCKING OPTION if required (e.g. 0306**LK**)
- 3) add FINISH (e.g. 0306**PB**, or 0306LK/**PB**)
- 4) add HANDING (e.g. 0306PB/**LH**, or 0306LK/PB/**LH**).

NB. An adaptor sleeve is available for locking mechanisms with an 8mm hub (e.g. 0306LK/PB/LH/**8MM**).


Finishes - See our price list or website for finish availability.



(*) other lengths available upon request

▲ 0352

▲ 0351 (RH shown)



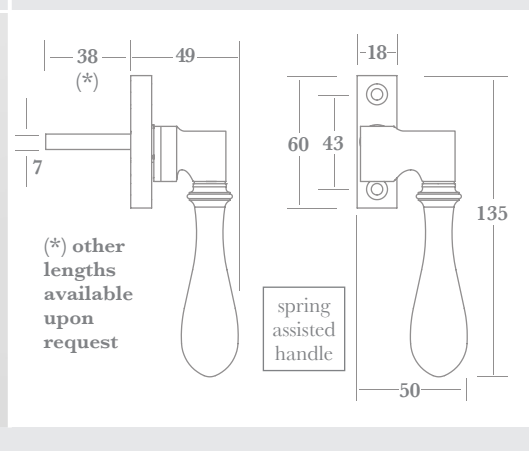

▲ optional 8mm adaptor sleeve (stainless steel)

▲ LK version with nickel plated key

Espagnolette Handles

Three classic designs of Espagnolette Handle for the operation of multipoint window mechanisms, each featuring spring assistance for positive open and closed positioning.

A lockable version with removable key is also available, as is an optional 8mm adaptor sleeve.



Fixings

Supplied with finish matched M5 x 40mm machine screws and fitted stainless steel spindle.

LK versions supplied with nickel plated key.




How to Order

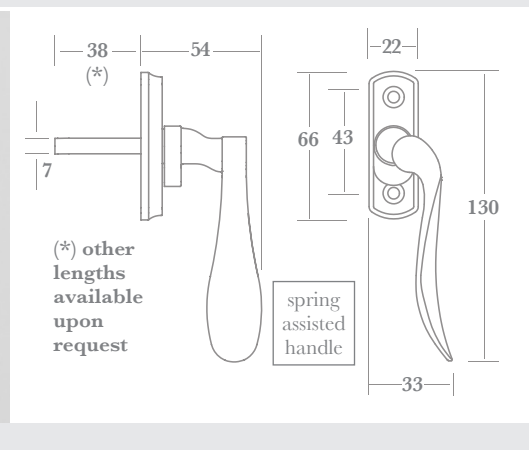
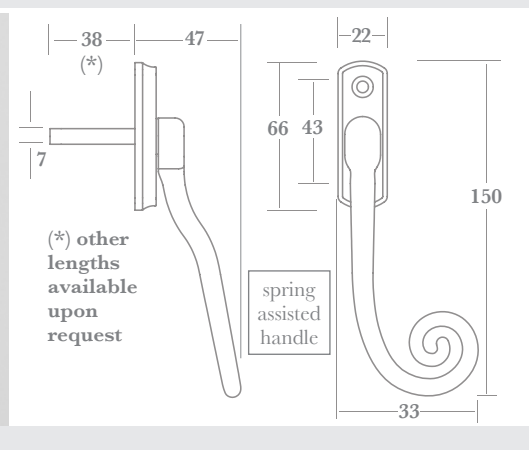
- 1) select HANDLE (e.g. **0302**)
- 2) choose LOCKING OPTION if required (e.g. **0302LK**)
- 3) add FINISH (e.g. **0302PB**, or **0302LK/PB**)
- 4) add HANDING (e.g. **0302PB/LH**, or **0302LK/PB/LH**).

NB. An adaptor sleeve is available for locking mechanisms with an 8mm hub (e.g. **0302LK/PB/LH/8MM**).

Finishes - See our price list or website for finish availability.



▲ optional 8mm adaptor sleeve (stainless steel)

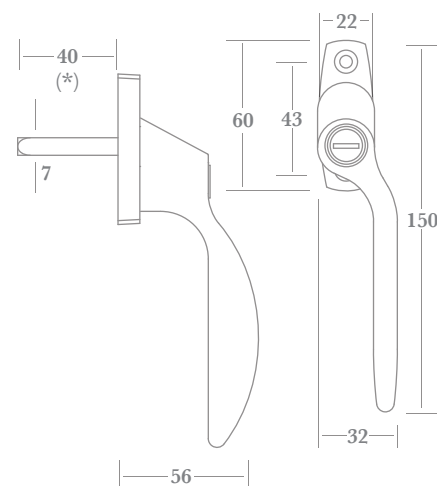


Espagnolette Handles

Two designs of key lockable Espagnolette Handle for the operation of multipoint window mechanisms - both available with an optional 8mm adaptor sleeve if required.



two nickel plated keys supplied

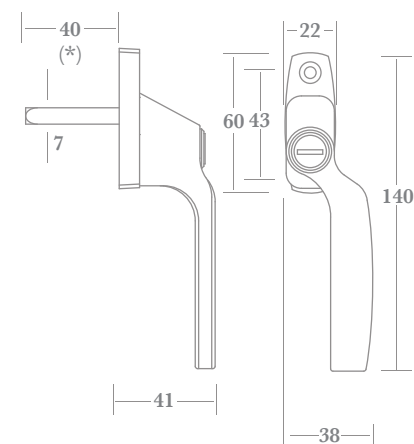


(*) other lengths available upon request

▲ 0358 (RH shown)



two nickel plated keys supplied



(*) other lengths available upon request

▲ 0359 (RH shown)

Fixings


Supplied with finish matched M5 x 40mm machine screws and fitted stainless steel spindle.

How to Order

- 1) select HANDLE (e.g. 0359)
- 2) add FINISH (e.g. 0359PB)
- 3) add HANDING (e.g. 0359PB/LH).

NB. An adaptor sleeve is available for locking mechanisms with an 8mm hub (e.g. 0359PB/LH/8MM).

Finishes - See our price list or website for finish availability.



▲ optional 8mm adaptor sleeve (stainless steel)



CYLINDER FINISHES

Please note:
We offer two cylinder lock finishes - Brass or Nickel. The most appropriate will be supplied to match the product finish chosen. Please contact us should you have a specific preference.

Night Vent Handle

A traditional bulb end design Night Vent Handle with Wedge Plate featuring two vent positions for open-out, side and top hung, casement windows.

A lockable version with removable key is available which offers the facility to lock the window secure in both vent positions.



approx actual size

Fixings

Supplied with finish matched no.8 x 25mm wood screws.

How to Order

- 1) select HANDLE (e.g. **0330**)
- 2) choose LOCKING OPTION if required (e.g. 0330**LK**)
- 3) add FINISH (e.g. 0330**PB**, or 0330LK/**PB**)
- 4) add HANDING (e.g. 0330PB/**LH**, or 0330LK/PB/**LH**).

Finishes - See our price list or website for finish availability.

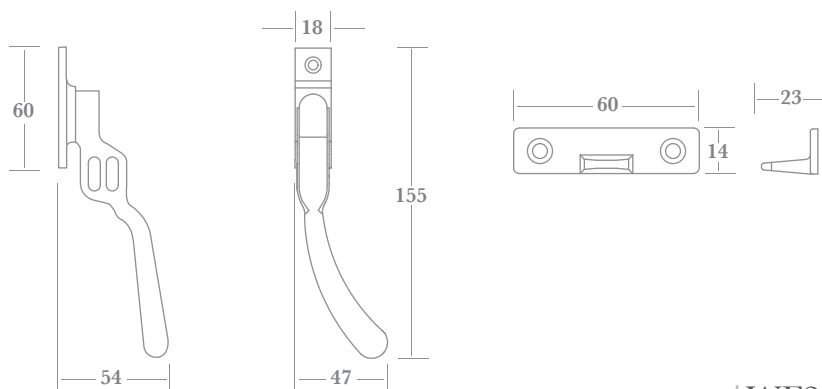
▲ **0330** (RH shown)



▲ wedge plate supplied



▲ **LK** version with nickel plated key



Casement Fasteners

A traditional bulb end design reversible Fastener available in three versions to suit both open-in and open-out, side and top hung casement windows.

The 0342 version features a deeper tongue projection which is particularly useful for open-out windows with thick weather seals or open-in windows with raised edge mouldings.



A matching Window Stay can be found on page WF2:110

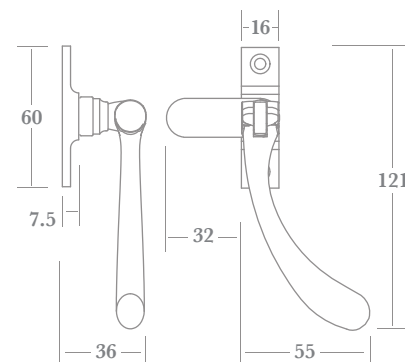
Fixings

Supplied with finish matched no.8 x 25mm wood screws.

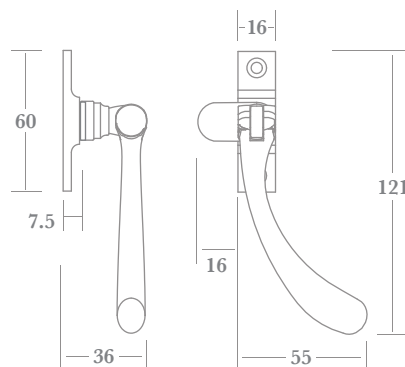
How to Order

- 1) select FASTENER (e.g. **0342**)
- 2) add FRAME PLATE/STRIKE (e.g. 0342**RS**)
- 3) add FINISH (e.g. 0342**RS/PC**).

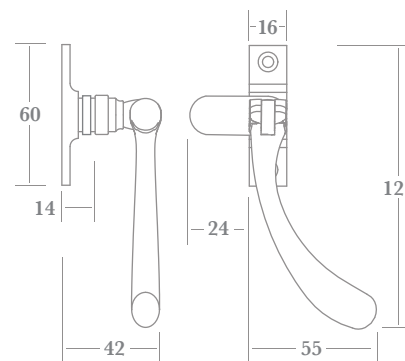
Finishes - See our price list or website for finish availability.



▲ **0339** supplied with either a hook plate **HP** or rim strike **RS** (see below)



▲ **0340** supplied with either a mortice plate **MP**, hook plate **HP**, or rim strike **RS** (see below)



▲ **0342** supplied with either a mortice plate **MP**, hook plate **HP**, or rim strike **RS** (see below)



▲ **MP** mortice plate

▲ **HP** hook plates

▲ **RS** rim strikes

see page WF2:200 for dimensions (and to order separately if required)



Fastener type 0339 is available with an extended tongue up to 75mm long. Please contact us for coding and pricing information.

Casement Fasteners

A traditional monkey tail design reversible casement Fastener available in three versions with a choice of either a mortice plate, hook plate or a rim strike to suit both open-in and open-out, side & top hung casement windows.



The 0345 version features a deeper tongue projection which is particularly useful for open-out windows with thick weather seals or open-in windows with raised edge mouldings.

A matching Window Stay can be found on page WF2:110

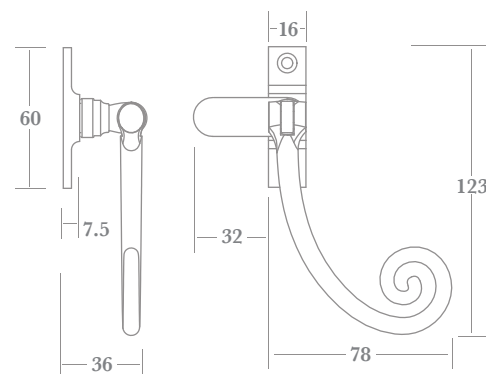
Fixings

Supplied with finish matched no.8 x 25mm wood screws.

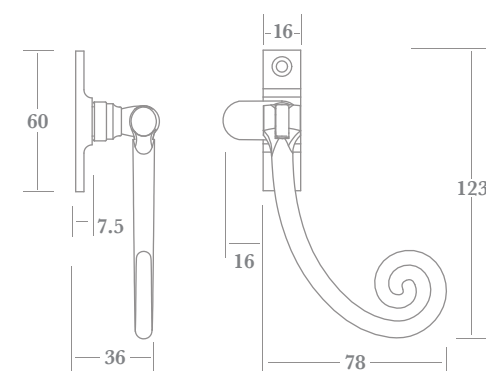

How to Order

- 1) select FASTENER (e.g. **0345**)
- 2) add FRAME PLATE/STRIKE (e.g. 0345**RS**)
- 3) add FINISH (e.g. 0345**RS/PC**).

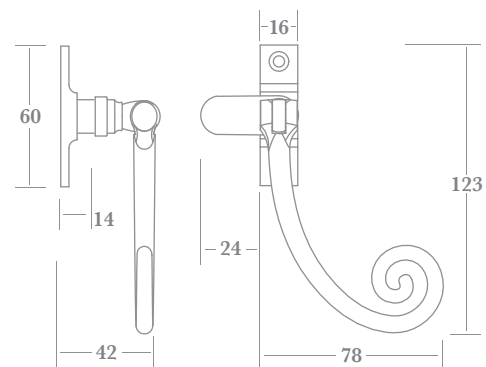
Finishes - See our price list or website for finish availability.



▲ **0343** supplied with either a hook plate **HP** or rim strike **RS** (see below)



▲ **0344** supplied with either a mortice plate **MP**, hook plate **HP**, or rim strike **RS** (see below)



▲ **0345** supplied with either a mortice plate **MP**, hook plate **HP**, or rim strike **RS** (see below)



▲ **MP** mortice plate

▲ **HP** hook plates

▲ **RS** rim strikes

see page WF2:200 for dimensions (and to order separately if required)

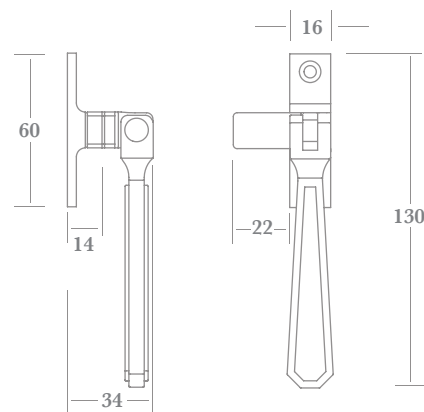



Fastener type 0343 is available with an extended tongue up to 75mm long. Please contact us for coding and pricing information.

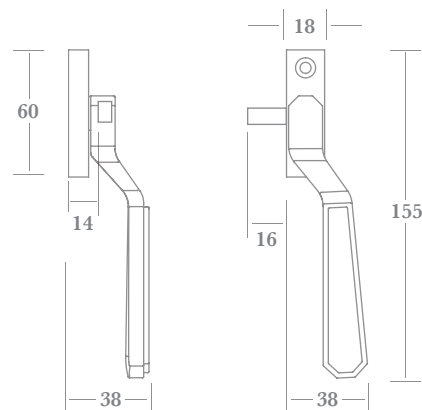
Casement Fasteners

Two Art Deco design Fasteners, one reversible and one handed type, for both open-in and open-out side & top hung casement windows.

Both feature a deep tongue projection which is particularly useful for open-out windows with thick weather seals or open-in windows with raised edge mouldings.



▲ **9578** supplied with either a mortice plate **MP**, hook plate **HP**, or rim strike **RS** (see below)



▲ **9579** supplied with either a mortice plate **MP**, hook plate **HP**, or rim strike **RS** (see below)

A lockable version of the 9579 is available.

Matching Window Stays can be found on page WF2:110.

Fixings

Supplied with finish matched no.8 x 25mm wood screws.

How to Order

- 1) select FASTENER (e.g. **9579**)
 - 2) add FRAME PLATE/STRIKE (e.g. 9579**RS**)
 - 3) add FINISH (e.g. 9579RS/**PC**).
- 9579 only - add HANDING (eg. 9579RS/PC/**LH**).

Finishes - See our price list or website for finish availability.



▲ **MP** mortice plate



type 3a (9579)
type 3b (9578)

▲ **HP** hook plate



type 2a (9579)
type 2b (9578)

▲ **RS** rim strike

see page WF2:200 for dimensions (and to order separately if required)

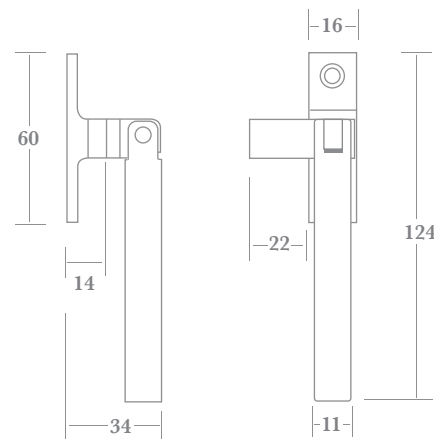


▲ **LK** version with nickel plated key (9579 only)

Casement Fasteners

Five contemporary design reversible Fasteners for both open-in and open-out side hung casement windows.

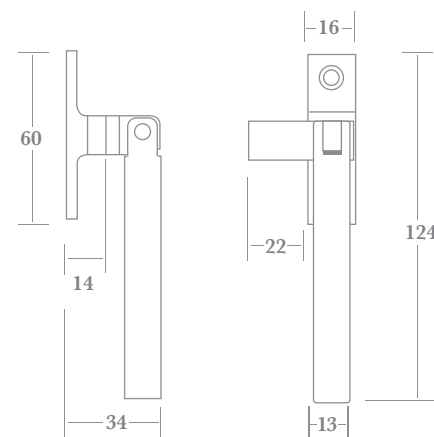
All feature a deep tongue projection which is particularly useful for open-out windows with thick weather seals or open-in windows with raised edge mouldings.



▲ **0314** supplied with either a mortice plate **MP**, hook plate **HP**, or rim strike **RS** (see below)



0310 shown
(see alternative handle designs below)



▲ **0310-3** supplied with either a mortice plate **MP**, hook plate **HP**, or rim strike **RS** (see below)

Matching Window Stays can be found on page WF2:100.


Fixings

Supplied with finish matched no.8 x 25mm wood screws.


How to Order

- 1) select FASTENER (e.g. **0312**)
- 2) add FRAME PLATE/STRIKE (e.g. 0312**RS**)
- 3) add FINISH (e.g. 0312**RS/PC**).

Finishes - See our price list or website for finish availability.



▲ **0310**



▲ **0311**



▲ **0312**



▲ **0313**



▲ **MP** mortice plate



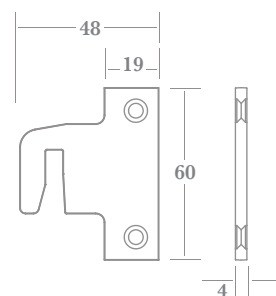
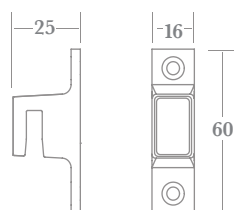
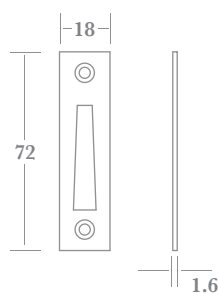
type 3b

▲ **HP** hook plate



type 2b

▲ **RS** rim strike




Casement Fasteners

One traditional and two contemporary Fastener designs for open-in & open-out, side & top hung casement windows, all offered with a locking option.

They all feature a deep tongue projection particularly useful for open-out windows with thick weather seals or open-in windows with raised edge mouldings.



▲ **0348** supplied with either a mortice plate **MP**, hook plate **HP**, or rim strike **RS** (see below)



▲ **0353**

▲ **0354** supplied with either a mortice plate **MP**, hook plate **HP**, or rim strike **RS** (see below)

Lockable versions with a removable key are also available.

Matching Window Stays can be found on pages WF2:100 & 110

Fixings

Supplied with finish matched no.8 x 25mm wood screws.


How to Order

- 1) select FASTENER (e.g. **0353**)
- 2) add FRAME PLATE/STRIKE (e.g. 0353**HP**)
- 3) choose LOCKING OPTION if required (e.g. 0353HP/**LK**)
- 4) add FINISH (e.g. 0353HP/**PC** or 0353HP/LK/**PC**)
- 5) add HANDING (e.g. 0353HP/PC/**LH** or 0353HP/LK/PC/**LH**).

Finishes - See our price list or website for finish availability.



▲ **MP** mortice plate ▲ **HP** hook plate ▲ **RS** rim strike
see page WF2:200 for dimensions
(and to order separately if required)



▲ **LK** versions supplied with nickel plated key

Fastener types 0353 & 0354 are available with an extended tongue up to 75mm long. Please contact us for coding and pricing information.

Casement Fasteners

Five classic Fastener designs for open-in & open-out, side & top hung casement windows. They all feature a deep tongue projection which is particularly useful for open-out windows with thick weather seals or open-in windows with raised edge mouldings.



Lockable versions with a removable key are also available.


Fixings

Supplied with finish matched no.8 x 25mm wood screws.

How to Order

- 1) select FASTENER (e.g. **0303**)
- 2) add FRAME PLATE/STRIKE (e.g. 0303**HP**)
- 3) choose LOCKING OPTION (e.g. 0303HP/**LK**)
- 4) add FINISH (e.g. 0303HP/**PC** or 0303HP/LK/**PC**)
- 5) add HANDING (e.g. 0303HP/PC/**LH** or 0303HP/LK/PC/**LH**).

Finishes - See our price list or website for finish availability.



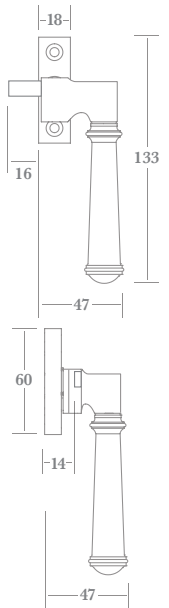
RH shown

▲ **0307**



RH shown

▲ **0309**




supplied with either a mortice plate **MP**, hook plate **HP**, or rim strike **RS** (see below)




RH shown

▲ **0301**



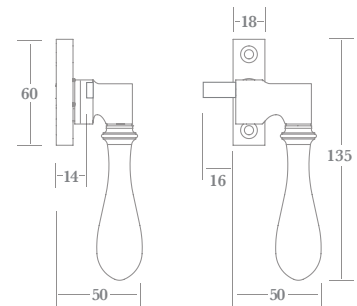
RH shown

▲ **0303**




RH shown


▲ **0305**



supplied with either a mortice plate **MP**, hook plate **HP**, or rim strike **RS** (see below)



▲ **LK** version with nickel plated key



▲ Available with an extended tongue up to 75mm long. Contact us for coding/pricing.



▲ **MP** mortice plate



type 2a

▲ **HP** hook plate



type 2a

▲ **RS** rim strike

see page WF2:200 for dimensions (and ordering separately)

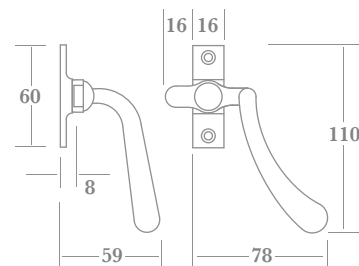
Casement Fasteners

Two traditional period Fastener designs for open-in and open-out, side and top hung casement windows.

Matching Window Stays can be found on page WF2:110



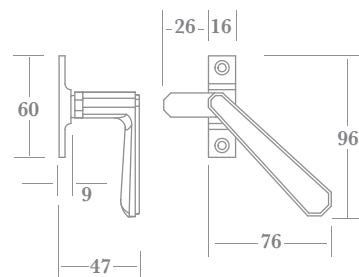
RH shown



▲ **0222** supplied with either a mortice plate **MP**, hook plate **HP**, or rim strike **RS** (see below)



RH shown



▲ **9576** supplied with either a mortice plate **MP**, hook plate **HP**, or rim strike **RS** (see below)

Fixings

Supplied with finish matched no.8 x 25mm wood screws.

How to Order

- 1) select FASTENER (e.g. **0222**)
- 2) add FRAME PLATE/STRIKE (e.g. **0222HP**)
- 3) add FINISH (e.g. **0222HP/PC**)
- 4) add HANDING (e.g. **0222HP/PC/LH**)

Finishes - See our price list or website for finish availability.



▲ **MP** mortice plate



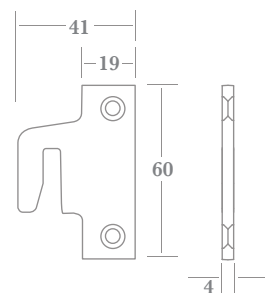
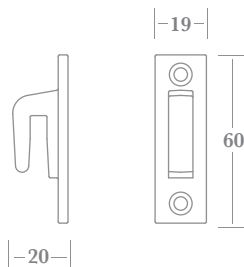
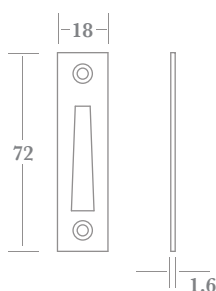
type 1

▲ **HP** hook plate



type 1

▲ **RS** rim strike




Wedge Fasteners

Three Wedge Fastener & Strike designs for open-out side and top hung casement windows.


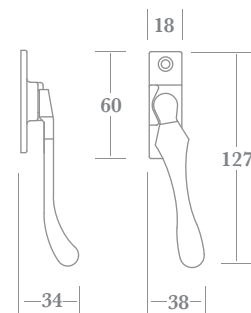
Lockable versions of 0335 & 0346 designs are available featuring a non-removable Locking Cap and separate key.

Matching Window Stays can be found on page WF2:110.



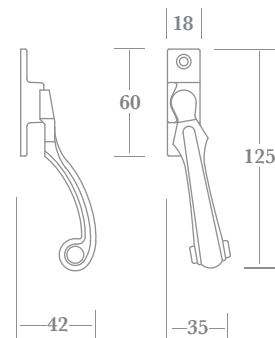
▲ 0346LK

▲ 0346



▲ 0335LK

▲ 0335



Fixings

Supplied with finish matched no.8 x 25mm wood screws.


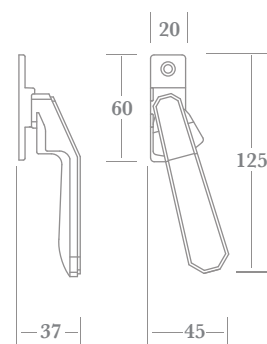
How to Order

- 1) select FASTENER (e.g. **0335**)
- 2) choose LOCKING OPTION if required, 0346 & 0335 only (e.g. **0335LK**)
- 3) add FINISH (e.g. 0335**PC** or 0335LK/**PC**).

Finishes - See our price list or website for finish availability.



▲ 9594



▲ wedge strike

▲ **LK** lockable version with nickel plated key



wedge strike




lockable wedge strike

Casement Stays

Five contemporary design Casement Stays for open-out side & top hung windows, each supplied with two Stay Pins which locate into blind holes on the underneath of the Stay Bar.

A lockable version featuring a non-removable Locking Cap and separate key is available.



Both standard & lockable versions are available with an Extended Earplate to move the Stay Pin fixing positions away from the frame edge and a Flyscreen version which is supplied with an extra pin location hole at the very end of the Stay Bar.

Matching Fasteners can be found on pages WF2:050 & 060.

Fixings

Supplied with finish matched no.8 x 25mm wood screws.

How to Order


- 1) select STAY (e.g. **0395**)
- 2) choose EXTENDED MOUNT option if required (e.g. 0395**EM**)
- 3) add FINISH (e.g. 0395**PC** or 0395**EM/PC**)
- 4) add SIZE (e.g. 0395**PC/B** or 0395**EM/PC/B**).

A Flyscreen version with an extra pin position is available, add FS to end of code (e.g. 0395**EM/PC/B/FS**).


To order Pins separately use code **0372PIN** or **0373PIN** (e.g. 0372**PIN/PC**).

Cranked Pin and EJMA Pins are also available, please contact us for more information.


Finishes - See our price list or website for finish availability.



▲ **0385 Square Bar Stay** (lockable version **0395**)



▲ **Round Bar Stay** available in four designs (see below)



▲ **0380** (lockable version **0390**)



▲ **0381** (lockable version **0391**)



▲ **0382** (lockable version **0392**)




▲ **0383** (lockable version **0393**)



▲ **EM** extended mount

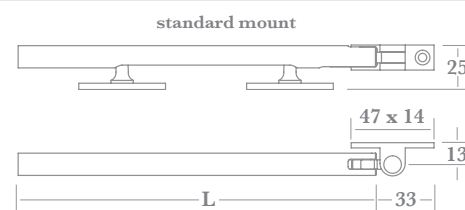
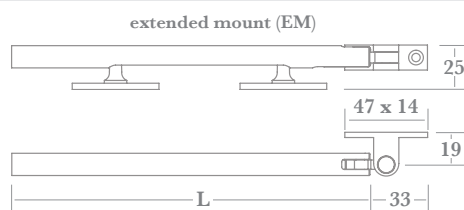


▲ lockable version



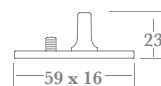
▲ **FS** flyscreen option

options available on both Square and Round Bar Stays

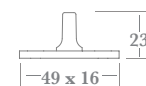


	A	B	C
L (length)	200	250	300
pin positions	3 hole	4 hole	5 hole

custom lengths available upon request



0373PIN
(when ordered separately)



0372PIN
(when ordered separately)

UPDATED
07/16

WF2:100
© Frank Allart 2018

Casement Stays

Four traditional period Casement Stays for open-out side & top hung windows, each supplied with two Stay Pins.

Lockable versions featuring non-removable Locking Caps and separate keys are available.



Both standard & lockable versions are available with an Extended Earplate to move the Stay Pin fixing positions away from the frame edge.

Matching Fasteners can be found on pages WF2:010 to WF2:090.

Fixings

Supplied with finish matched no.8 x 25mm wood screws.

How to Order

- 1) select STAY (e.g. **0379**)
- 2) choose EXTENDED MOUNT option if required (e.g. **0379EM**)
- 3) add FINISH (e.g. **0379PC** or **0379EM/PC**)
- 4) add SIZE (e.g. **0379PC/B** or **0379EM/PC/B**).

To order Pins separately use code **0372PIN** or **0373PIN** (e.g. **0372PIN/PC**).

Cranked Pin and EJMA Pins are also available, please contact us for more information.

Finishes - See our price list or website for finish availability.



▲ **Traditional Pin Stay** available in four designs (see below)



▲ **0376** (lockable version **0377**)



▲ **0372** (lockable version **0373**)



▲ **0378** (lockable version **0379**)



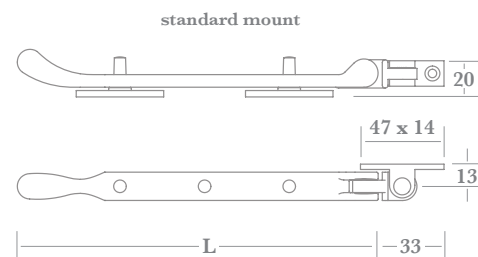
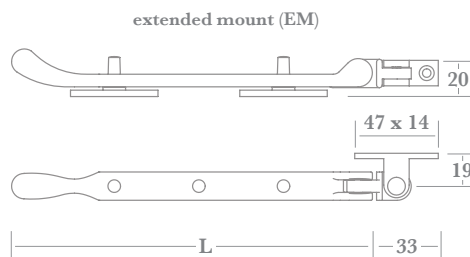
▲ **9570** (lockable version **9571**)



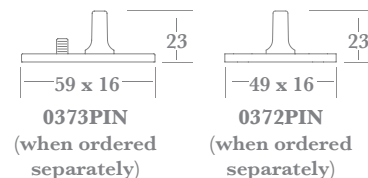
▲ **EM** extended mount



▲ lockable version with nickel plated key



L (length)					
Size	0372/3	0376/7	0378/9	9570/1	pin positions
A	203	212	-	-	3 hole
B	254	264	272	260	4 hole
C	305	313	322	311	5 hole



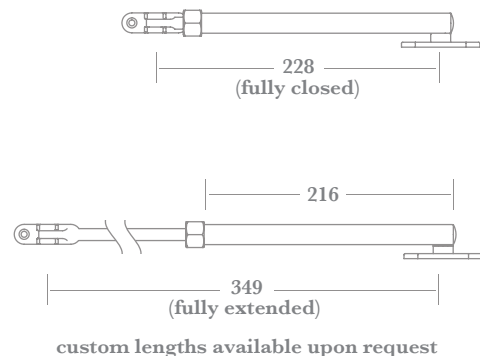
0373PIN
(when ordered separately)

0372PIN
(when ordered separately)

Telescopic & Sliding Stays

A Telescopic Stay for side hung open-out casement windows, featuring an adjustable friction collar and a universal joint for self-alignment.

A selection of Sliding Stays with a choice of Gas Tap or Knurled Knob Turn designs for both open-in and open-out, side hung casement windows, all featuring a hidden wear pad to protect the Stay Bar.



▲ 1004



3342-4	L (length)
A	254
B	305

custom lengths available upon request

▲ 3342

▲ 3344



▲ 8015

▲ 8016

▲ 8017

▲ 8018

The 8015-8 open-out Stays are also available with a choice of End Knob and an optional Extended Mount to move the base plate fixing positions away from the frame edge.

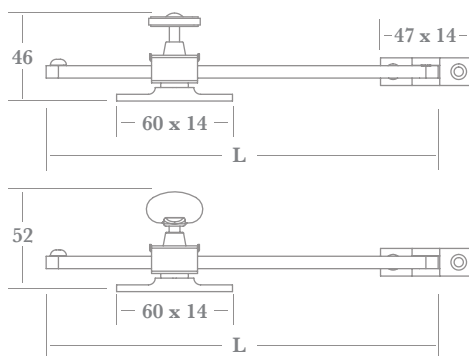
Fixings

Supplied with finish matched no.8 x 25mm wood screws.

How to Order

- 1) select STAY (e.g. **8017**)
- 2) 8015 - 8018, choose **EXTENDED MOUNT** option if required (e.g. 8017**EM**)
- 3) add **FINISH** (e.g. 8017**PC** or 8017**EM/PC**)
- 4) add **SIZE**, except 1004 (e.g. 8017**PC/B** or 8017**EM/PC/B**).

Finishes - See our price list or website for finish availability.



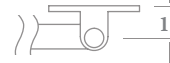
8015-8	A	B	C
L (length)	203	254	305

custom lengths available upon request

standard mount



extended mount



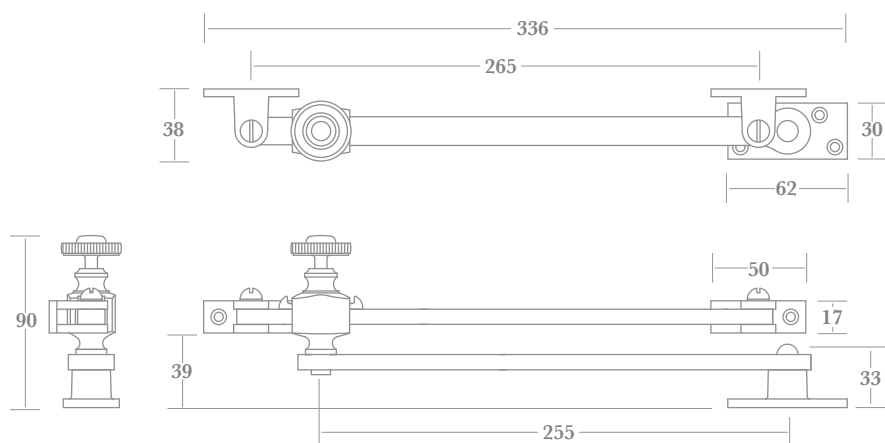
Double Arm Sliding Stay

A heavy duty, solid bronze construction, Double Arm Window Stay designed for open-in and open-out side hung casement windows, featuring a hidden wear pad to protect the Slide Bar from wear & scratches.

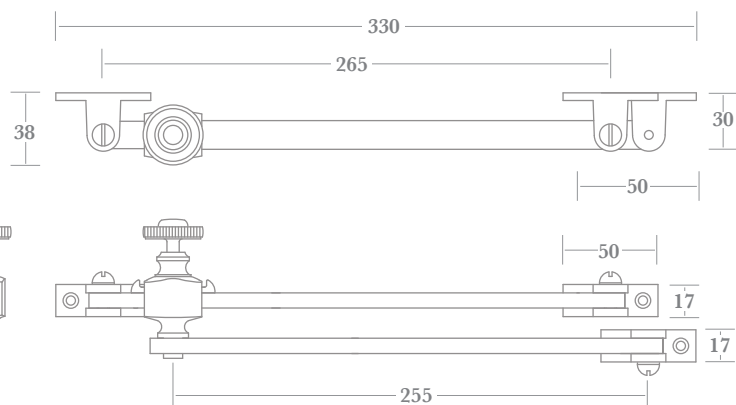
Custom lengths are available but, as the Stay Arms are made from sand castings, would be subject to a one-off pattern charge.



▲ **3327** designed for OUTWARD opening windows (shown)
3328 designed for INWARD opening windows



3327 OUTWARD opening



3328 INWARD opening

Fixings

Supplied with finish matched
no.8 x 25mm wood screws.

How to Order

- 1) select STAY (e.g. **3328**)
- 2) add FINISH (e.g. **3328PGA**).

Finishes



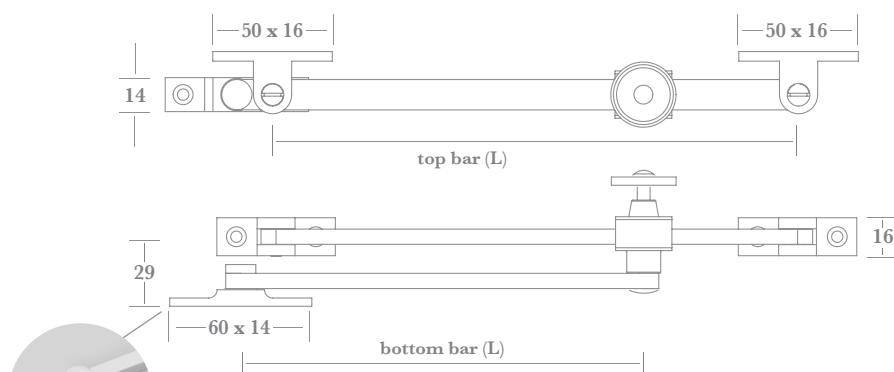
Available in all solid bronze finishes
only.

Double Arm Sliding Stay

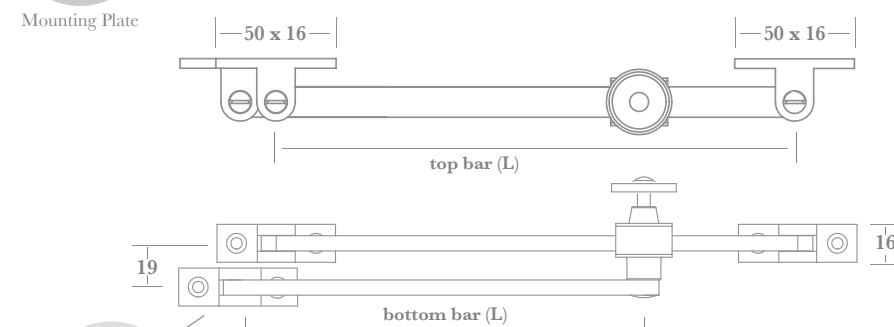
A Double Arm Sliding Stay with a choice of Gas Tap or Knurled Knob Turn designs for both open-in and open-out, side hung casement windows, featuring a hidden wear pad to protect the Slide Bar from wear & scratches. This particular Stay design incorporates Straight Mounting Brackets.



- ▲ **8020** Knurled Knob design - OUTWARD opening windows
- 8022** Knurled Knob design - INWARD opening windows
- 8024** Gas Tap design - OUTWARD opening windows
- 8026** Gas Tap design - INWARD opening windows



8020 & 8024 OUTWARD opening windows



8022 & 8026 INWARD opening windows

	A	B	C
top bar (L)	220	270	320
bottom bar (L)	170	225	275

custom lengths available upon request

Fixings

Supplied with finish matched no.8 x 25mm wood screws.

How to Order

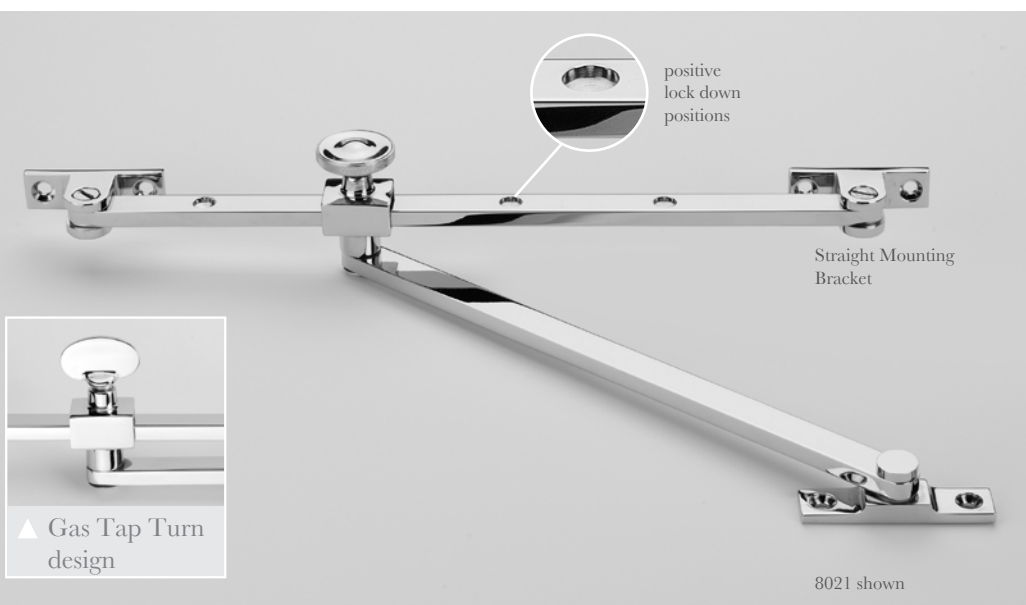
- 1) select STAY (e.g. **8024**)
- 2) add FINISH (e.g. 8024**PC**)
- 3) add SIZE (e.g. 8024**PC/B**)

Finishes - See our price list or website for finish availability.

Double Arm Sliding Stay

A Double Arm Sliding Stay with a choice of Gas Tap or Knurled Knob Turn designs for both open-in and open-out, side hung casement windows, featuring positive lock down positions on the Stay Bar.

This particular Stay design incorporates Straight Mounting Brackets.



- ▲ **8021** Knurled Knob design - OUTWARD opening windows
- 8023** Knurled Knob design - INWARD opening windows
- 8025** Gas Tap design - OUTWARD opening windows
- 8027** Gas Tap design - INWARD opening windows

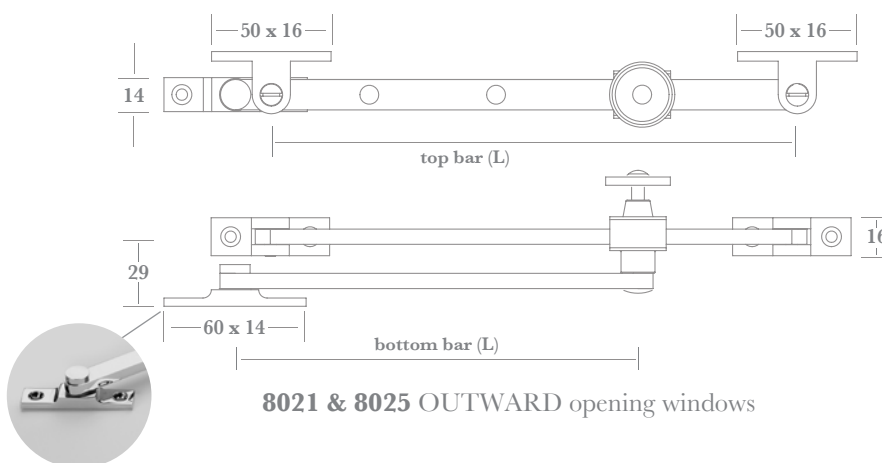
Fixings

Supplied with finish matched no.8 x 25mm wood screws.

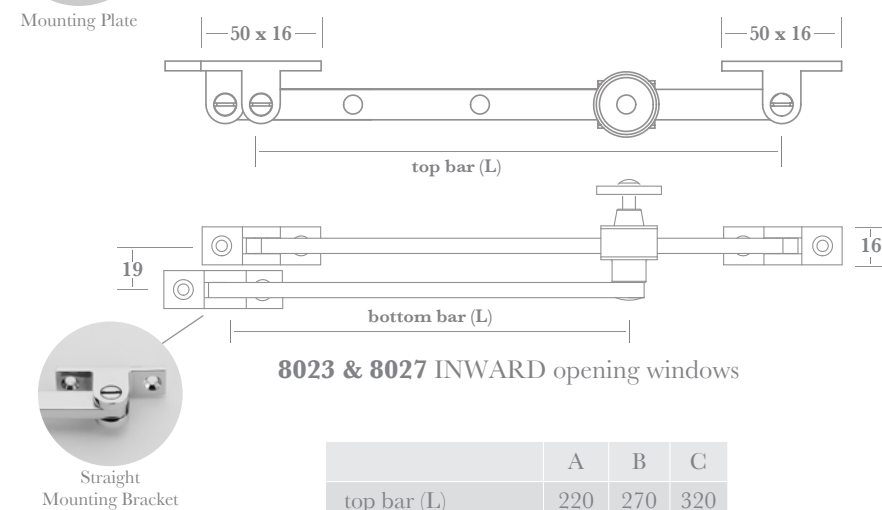
How to Order

- 1) select STAY (e.g. **8021**)
- 2) add FINISH (e.g. **8021PC**)
- 3) add SIZE (e.g. **8021PC/B**).

Finishes - See our price list or website for finish availability.



8021 & 8025 OUTWARD opening windows



8023 & 8027 INWARD opening windows

	A	B	C
top bar (L)	220	270	320
bottom bar (L)	170	225	275
Lockdown positions	3	4	5

custom lengths available upon request

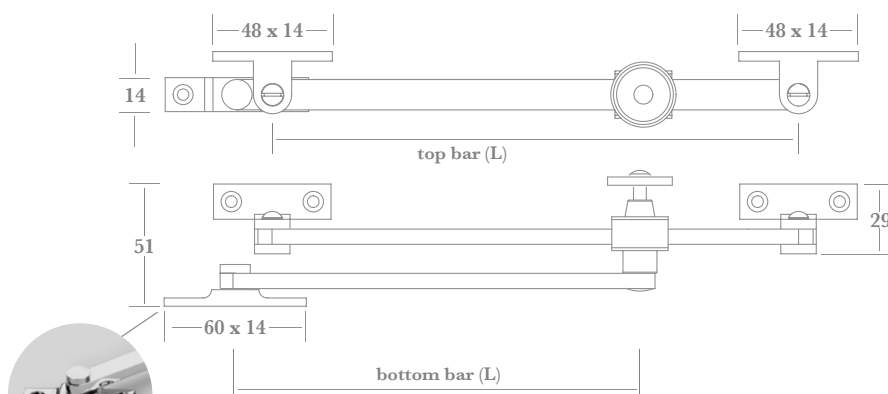
Double Arm Sliding Stay

A Double Arm Sliding Stay with a choice of Gas Tap or Knurled Knob Turn designs for both open-in and open-out, side hung casement windows, featuring a hidden wear pad to protect the Slide Bar from wear & scratches. This particular Stay design incorporates Offset Mounting Brackets.

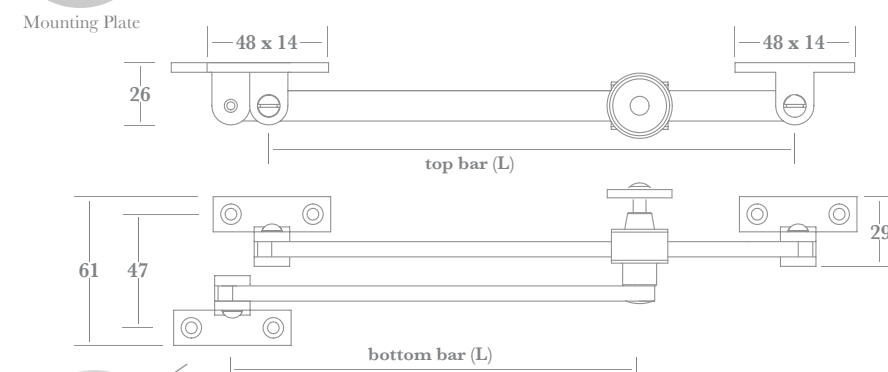


▲ Gas Tap Turn design

- ▲ **8030** Knurled Knob design - OUTWARD opening windows
- 8032** Knurled Knob design - INWARD opening windows
- 8034** Gas Tap design - OUTWARD opening windows
- 8036** Gas Tap design - INWARD opening windows



8030 & 8034 OUTWARD opening windows



8032 & 8036 INWARD opening windows

	A	B	C
top bar (L)	220	270	320
bottom bar (L)	170	225	275

custom lengths available upon request

Fixings

Supplied with finish matched no.8 x 25mm wood screws.

How to Order


- 1) select STAY (e.g. **8034**)
- 2) add FINISH (e.g. 8034**PC**)
- 3) add SIZE (e.g. 8034PC/**B**).

Finishes - See our price list or website for finish availability.

Double Arm Sliding Stay

A Double Arm Sliding Stay with a choice of Gas Tap or Knurled Knob Turn designs for both open-in and open-out, side hung casement windows, featuring positive lock down positions on the Stay Bar.

This particular Stay design incorporates Offset Mounting Brackets.



▲ Gas Tap Turn design

- ▲ **8031** Knurled Knob design - OUTWARD opening windows
- 8033** Knurled Knob design - INWARD opening windows
- 8035** Gas Tap design - OUTWARD opening windows
- 8037** Gas Tap design - INWARD opening windows

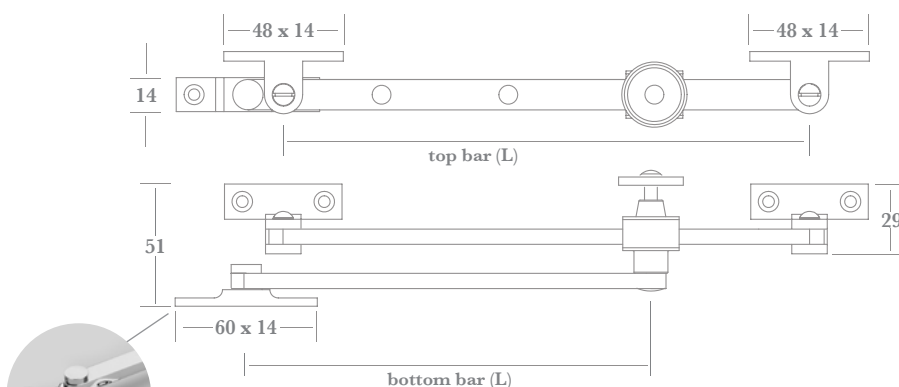
Fixings

Supplied with finish matched no.8 x 25mm wood screws.

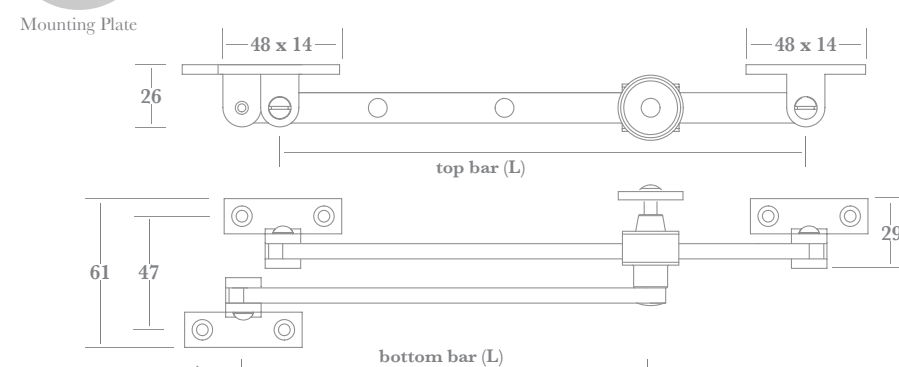
How to Order

- 1) select STAY (e.g. **8031**)
- 2) add FINISH (e.g. **8031PC**)
- 3) add SIZE (e.g. **8031PC/B**).

Finishes - See our price list or website for finish availability.



8031 & 8035 OUTWARD opening windows



8033 & 8037 INWARD opening windows



	A	B	C
top bar (L)	220	270	320
bottom bar (L)	170	225	275
Lockdown positions	3	4	5

custom lengths available upon request

Liberator Window Stay

Where it is necessary to provide a secondary means of escape from an 'inner room', as described in Building Regulations 1991 (Approved Document B), paragraphs 1.16-1.18, the Liberator should be fitted to a window which is at least 850mm high, has an unrestricted opening of at least 500mm and has its bottom edge between 900mm and 1100mm above the floor (except roof windows which may be 600mm above the floor).

Simple to understand and easy to operate. Allows quick and easy exit in an emergency by providing unrestricted opening of normally restricted window.

- Provides a deterrent against intruders – without the need for a key.
- Allows secure night ventilation.



▲ 7075



Features include:

- Captive release ring – for easy resetting.
- Tamper-evident strip – to give visual indication of use or abuse.
- Adhesive label gives clear instructions for normal and emergency use.
- Sleek appearance with a high level of finish – available in satin anodised aluminium as standard.
- Available in both left and right hand versions for both side and top hung windows (right hand illustrated).
- Matching non-release version also available.
- Supplied with comprehensive fitting instructions with positioning template to ease fitting.
- Patent no. 2274876.

Fixings

Supplied with stainless steel wood screws and self adhesive instruction label.

How to Order

7075 & 7075X:

1) add FINISH (e.g. 7075SA or 7075X/SA)

2) add HANDING

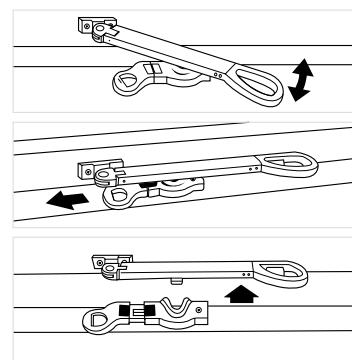
(e.g. 7075SA/RH or 7075X/SA/RH)

7077:

1) add FINISH (e.g. 7077SA)

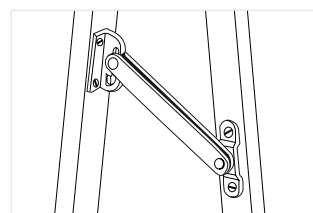
Operation

1. Restricted opening illustrated – there is an intermediate position for ventilation. The ring cannot be released in this state so the fitting remains secure.
2. To operate the emergency function, simply close the window and pull the ring away from its mounting, as shown.
3. With the stay released it is possible to push the window open to its full extent. Note: the ring will remain captive within its mounting.



7077 Support Arm

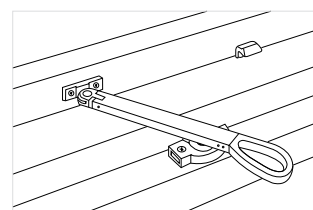
Recommended on top-hung windows, to ensure the window is securely held open to ease escape in an emergency.



7075X Non-Release Stay

Security of restricted opening

Cost saving solution where a room has several windows but only one Release Stay is required.



Finishes - available in satin anodised aluminium (SA) and polished aluminium (PA) only.

Window Lock & Rack Bolt

A solid brass/bronze construction Window Lock designed for open-out side & top hung casement windows. This Lock is available to order with or without key.

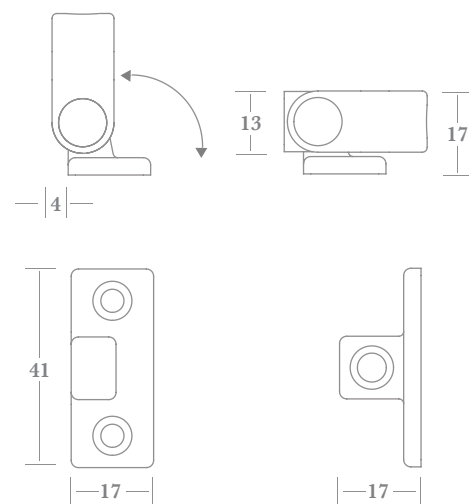
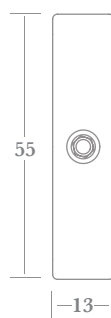
A narrow back-set Rack Bolt specifically designed for open-in and open-out side & top hung casement windows, together with a Rack Bolt Key and a Key Escutcheon, both of which need to be separately ordered if required.



▲ **0210** (excludes key) **0211** (includes key)



nickel plated key
supplied with
0211 version



Fixings

0210 & 0211 supplied with finish matched no.8 x 25mm wood screws.

0211 also supplied with release key.

0521 supplied with finish matched no.6 x 19mm wood screws.

0522ESC supplied with finish matched no.4 x 13mm wood screws.

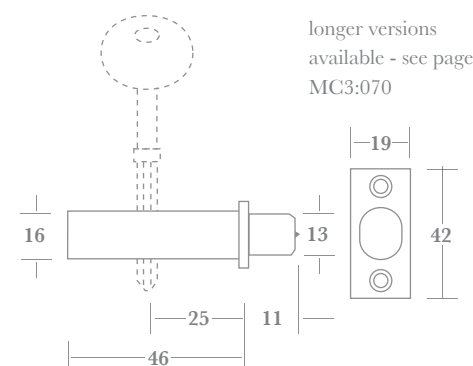
How to Order

- 1) select PRODUCT (e.g. **0521**)
- 2) add FINISH (e.g. 0521**PC**).

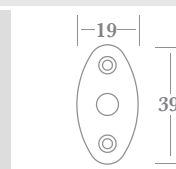
Finishes - See our price list or website for finish availability.
0517KEY supplied nickel plated only.



▲ **0521**



▲ **0517KEY** (order separately)



▲ **0522ESC** (order separately)

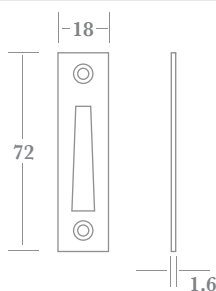
Frame Plates, Hooks & Strikes

A selection of Frame Plates, Hooks & Strikes used on side & top hung casement windows that can be ordered separately if required.

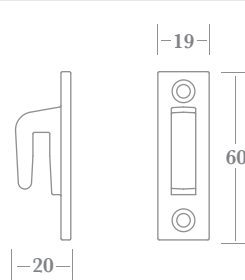
Different machined slots are used to ensure the Hook Plates and Rim Strikes line up with the fastener back plates when installed.



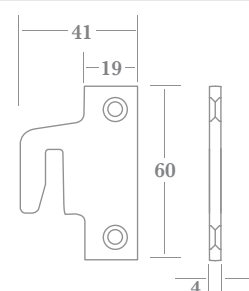
▲ **MP** Mortice Plate



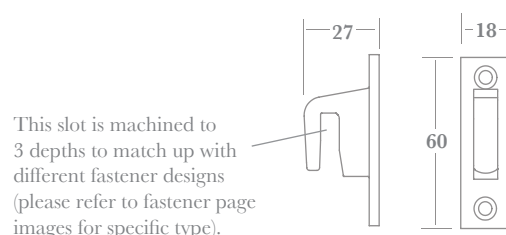
▲ **HP1** type 1 Hook Plate



▲ **RS1** type 1 Rim Strike



▲ **HP2A /HP2B/HP2C** type 2 Hook Plate



Fixings

Supplied with finish matched no.8 x 25mm wood screws.

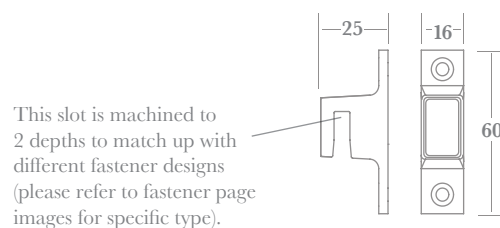
How to Order

- 1) select FRAME PLATE/STRIKE (e.g. **HP2B**)
- 2) add FINISH (e.g. HP2B/**PB**).

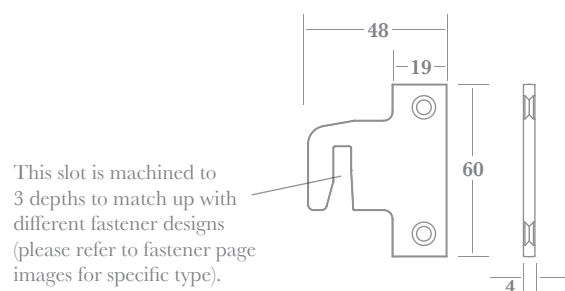
Finishes - See our price list or website for finish availability.



▲ **HP3A/HP3B** type 3 Hook Plate




▲ **RS2A/RS2B/RS2C** type 2 Rim Strike



Quadrant Arm Sash Fastener

A classic heavy duty Quadrant Arm Sash Fastener for double hung sliding sash windows available with four traditional knob designs - all featuring an optional lockable version with removable key.



▲ Sash Fastener available with four knob designs



▲ 0185



▲ 0187



▲ 0188



▲ 0189

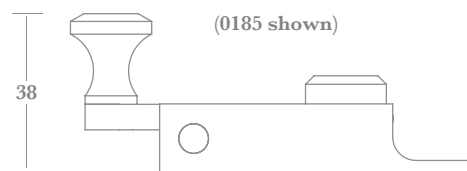
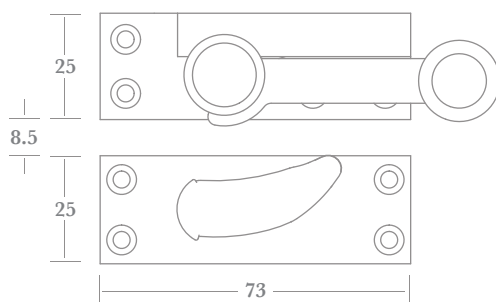
Fixings

Supplied with finish matched no.6 x 19mm wood screws.

How to Order

- 1) select FASTENER (e.g. **0189**)
- 2) choose LOCKING OPTION if required (e.g. **0189LK**)
- 3) add FINISH (e.g. **0189PC** or **0189LK/PC**).

Finishes - See our price list or website for finish availability.



▲ **LK** version with nickel plated key


Claw Sash Fasteners

Two Claw Sash Fasteners for double hung sliding sash windows. The traditional version is available in two sizes, each with three knob designs; and the contemporary version is one size, but two knob designs.

A particular feature of these Fasteners is the narrow 9.5mm wide Receiver Plates. Lockable versions with non-removable Locking Caps and separate keys are also available.



▲ Sash Fastener available with three knob designs




▲ 0179

▲ 0180

▲ 0182

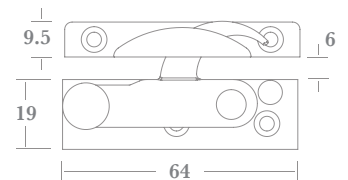
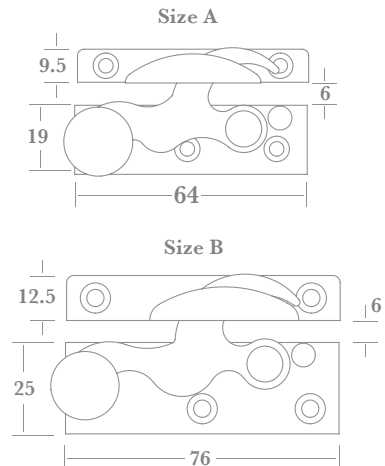


▲ Sash Fastener available with two knob designs



▲ 0183

▲ 0184



Fixings

Supplied with finish matched no.6 x 19mm wood screws (except 0179 - 82 Size B: no.8 x 25mm).

How to Order

- 1) select FASTENER (e.g. **0180**)
- 2) choose LOCKING OPTION if required (e.g. 0180**LK**)
- 3) add FINISH (e.g. 0180**PB** or 0180LK/**PB**)
- 4) 0179 - 82 only - add SIZE (e.g. 0180PB/**A** or 0180LK/PB/**A**).

Finishes - See our price list or website for finish availability.



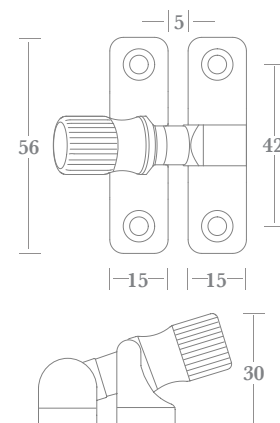
▲ **LK** version with nickel plated key

Sash Fasteners


Two classic Sash Fasteners for double hung sliding sash windows.

The Brighton Fastener is offered with four knob designs, all available with an optional locking facility and removable key. A feature of this Fastener is the 15mm wide Receiver Plate which is particularly useful to accommodate a narrow fixing area.

The Fitch Fastener is also available in a lockable version with finish matched non-removable Locking Cap and separate key.




▲ **Brighton Fastener** (available with four knob designs)



▲ **0190**




▲ **0191**



▲ **0192**



▲ **0193**



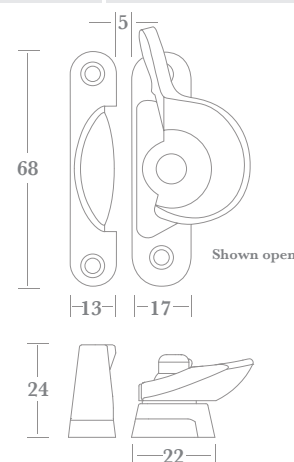
Fixings

Supplied with finish matched no.8 x 25mm screws.

How to Order

- 1) select FASTENER (e.g. **0192**)
- 2) choose LOCKING OPTION if required (e.g. 0192**LK**)
- 3) add FINISH (e.g. 0192**PC** or 0192**LK/PC**).

Finishes - See our price list or website for finish availability.



▲ **0194 Fitch Fastener**



0190 shown



▲ **LK** versions with nickel plated key

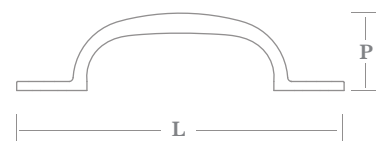
Sash Handles, Sash Stop & Eye

A traditional design Sash Handle available in three sizes - usually fitted to the underneath of the top sliding sash.

A Sash Eye for remote operation of the top sliding sash using a Pole Hook (see page WF4:020).



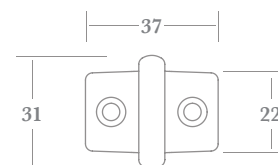
▲ 1436 Sash Handles



	A	B	C
L (length)	102	127	152
P (projection)	28	30	36



approx actual size



▲ 1009 Sash Eye (designed to work with Pole Hook no.2155 - see page WF4:020)

A Sash Stop designed to limit the opening on the bottom sliding sash. Normally fitted into the face of the top sash with the Strike Plate fitted onto the top of the bottom sash. The 0204 Strike Plate is fully finished both sides to facilitate use as LH or RH. The Key is available to order separately (which will reduce the number of keys supplied for a room with multiple openings).

Fixings

0203 and 1436 supplied with finish matched no.6 x 19mm wood screws.

1009 supplied with finish matched no.8 x 25mm wood screws.

0204 Strike Plate supplied with finish matched no.4 x 13mm wood screws.

How to Order

1) select PRODUCT (e.g. **0203**)

2) add FINISH (e.g. 0203**PC**).

1436 only - add SIZE (e.g. 1436**PC/A**)


Key for 0203/0204 Sash Stop supplied nickel plated only (use code: **0203KEY**).



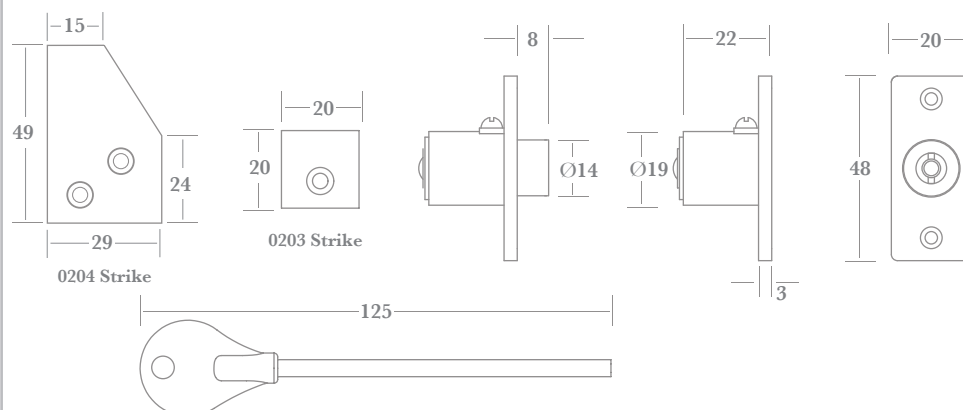
▲ 0203 Sash Stop



▲ 0204 Sash Stop



▲ 0203KEY
(order separately)



Finishes - See our price list or website for finish availability.

Sash Lifts


A selection of six period designs of Sash Lift for double hung sliding sash windows.




▲ 0980



▲ 0987



▲ 7205



▲ 0992



▲ 0994



▲ 0990



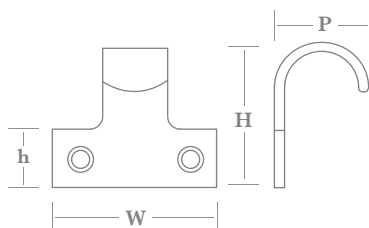
Fixings

0980, 0992, 0994 and 0990 supplied with finish matched no.8 x 25mm wood screws.
0987 and 7205 supplied with finish matched no.6 x 19mm wood screws.

How to Order

- 1) select LIFT (e.g. **0992**)
 - 2) add FINISH (e.g. 0992**PC**).
- 7205 only - add SIZE (e.g. 7205**PC/A**).

Finishes - See our price list or website for finish availability.



	H (height)	W (width)	h (height)	P (projection)
0980	27	50	12.5	32
0987	25	76	25	24
0992	40	51	20	33
0990	45	48	19	33
0994	61	61	22	46
7205...AA	28	50	17	25
7205...A	28	64	17	25
7205...B	28	76	17	25

Shutter Bars

A Shutter Bar for use on internally fitted shutters found in Georgian and Victorian period houses.

Bars are available in both standard and custom lengths, all featuring a sprung latching mechanism, for ease of engagement and release.



Fixings

Supplied with finish matched no.8 x 25mm screws.

How to Order


- 1) add FINISH (c.g. 0250**PB**)
- 2) add LENGTH (c.g. 0250**PB600**).

Finishes - See our price list or website for finish availability.



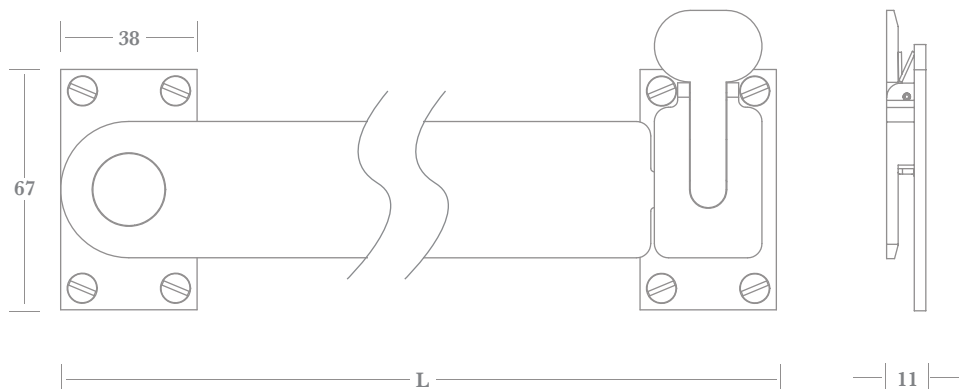
▲ 0250

(200mm length shown)



▲ 0250 shown open

(400mm custom length shown)

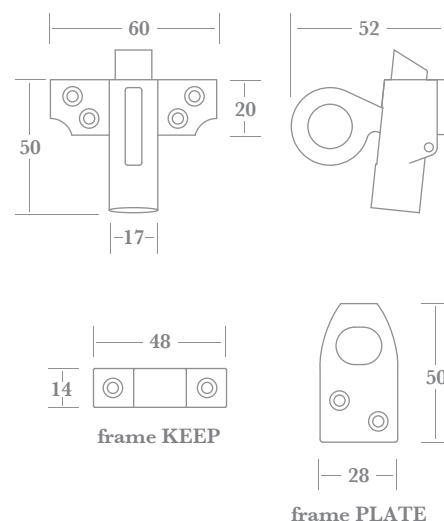


Standard lengths (L)	200	300	450	600	800	1000
Custom lengths available on request in 5mm increments (100mm minimum length)						

Fanlight Catches

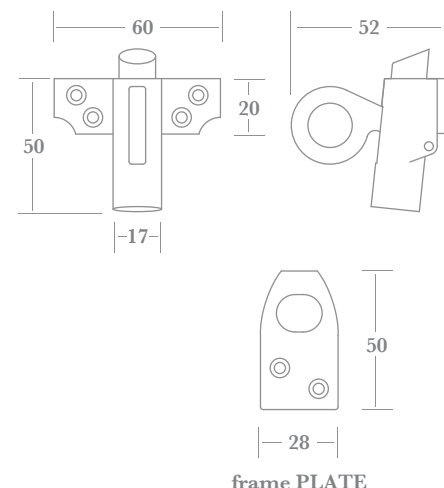

First seen in the George Allart catalogue of 1938 the 'Allart Patent Oil Bath Fanlight Catch' offered many unique features which enabled it to become a classic of its time.

Originally designed for Pole Hook operation of bottom hung open-in traditional fanlights, today a version with a reversed shoot for open-out applications is also available.



▲ **0737** (supplied with both KEEP & PLATE).
0737K (supplied with KEEP only). **0737P** (supplied with PLATE only).

REVERSED SHOOT
designed for
OPEN - OUT
windows



▲ **0738** (supplied with PLATE only).

Fixings


Supplied with finish matched
no.6 x 19mm wood screws.

How to Order

- 1) select PRODUCT (c.g. **0737P**)
- 2) add FINISH (c.g. **0737P/PB**).

Finishes - See our price list or
website for finish availability.

INTEGRATED FANLIGHT CATCH & STAY BAR



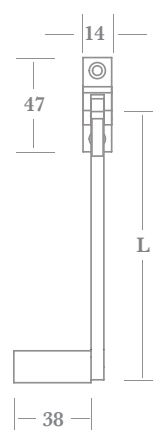
Integrated Fanlight
Catch & Stay Bar
designed for circular and
shaped open-in windows
where standard Fanlight
Stays cannot be used.
Available made-to-order
only.

Fanlight Stays & Pole Hook

The 4589 Fanlight Stay is designed to limit the opening position of a traditional bottom hung open-in fanlight window. It is sold singly, but can be used in pairs.



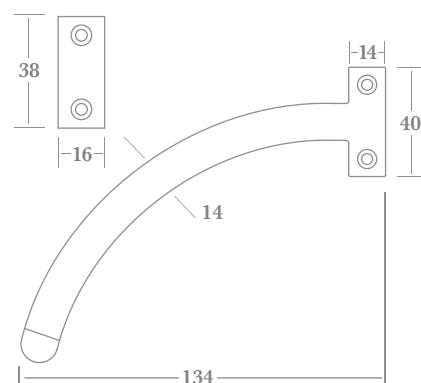
▲ 4589



	A	B
L (length)	152	203



▲ 0740



The 0740 Fanlight Stay Set is designed to be fitted as a pair to a traditional bottom hung open-in fanlight window. It is supplied with Strike Plates to protect the window face from damage.

The Pole Hook is designed to accept a formed 25mm wooden pole. A Pole Hook Holder for wall fixing is also available.

Fixings

Supplied with finish matched
no.6 x 19mm wood screws, except 4589
supplied with finished matched
no.8 x 25mm wood screws.

How to Order

- 1) select PRODUCT (e.g. **4589**)
 - 2) add FINISH (e.g. 4589**PB**).
- 4589 only - add SIZE (e.g. 4589**PC/B**).

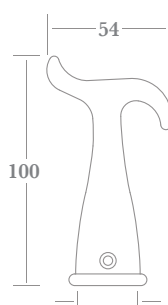
Finishes - See our price list or website for finish availability.



▲ 2155 Pole Hook



▲ 2159 Pole Hook Holder



Suitable for Ø25mm
Wooden Pole

